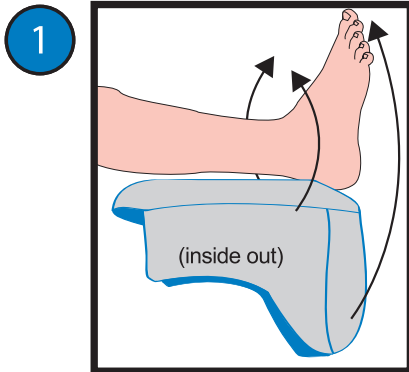
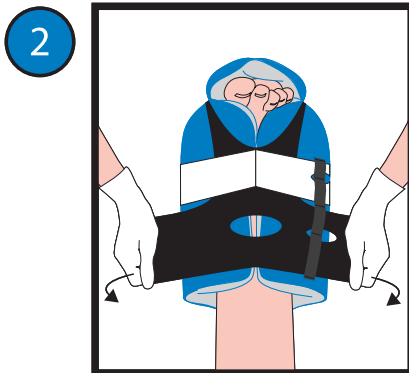
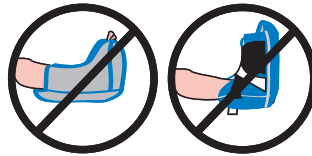


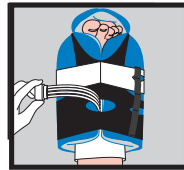
# Using Prevalon™ Pressure-Relieving Heel Protector



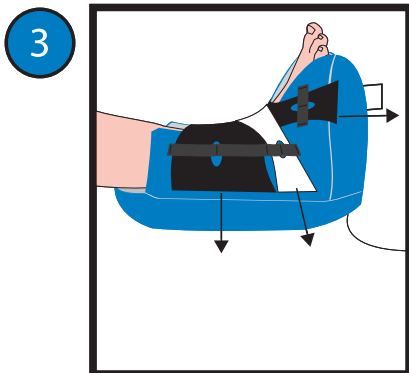
Pull boot up around foot.



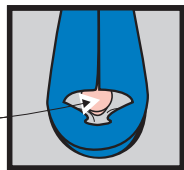
Wrap stretch panels around boot.



Deep vein thrombosis (DVT) compression device compatible. Make sure tubing is not kinked or compressed against your patient's skin.



Adjust straps. Do not overtighten.



Make sure heel is floated.

Periodically remove Prevalon™ to assess skin according to protocol.  
**CAUTION:** For use on patient while in bed. **DO NOT** allow patient to stand or walk while wearing.  
Cleaning Instructions: Prevalon can be wiped clean with a damp cloth during use.

**SAGE**  
PRODUCTS INC.